



INDIAN SCHOOL AL WADI AL KABIR

DEPARTMENT OF EVS [2021 – 2022]




LESSON: HEALTH AND DISEASES

WORKSHEET

RESOURCE PERSON: Ms. Ambika Padmanabhan

NAME: _____ CLASS: V SEC: _____ DATE: _____

I. You are Dr. _____. Mention the prominent symptoms that you identify in the patients' pictures.

PICTURES	PROMINENT SYMPTOMS
	
	
	

II. Complete the relationship.

1. Small pox: Edward Jenner :: Cholera: _____
2. Chicken pox: Direct Contact :: Jaundice: _____
3. Scurvy: _____ :: Beriberi : Vitamin B
4. _____ : Iron :: Goitre: Iodine

III. Choose the correct answer.

1. *Which of the following is caused by Protozoa?*

- a. AIDS b. Dysentery c. Tuberculosis

2. *Which of the following is a prominent symptom of Scurvy?*

- a. swelling of the Thyroid Gland
b. swelling and bleeding of Gums
c. bowed legs

3. *Deficiency Diseases are caused due to*

- a. deficiency of nutrients b. germs c. roughage

4. *Identify the Communicable Disease from the given list of diseases.*

- a. Beriberi b. Scurvy c. Anaemia d. Chicken Pox

5. *Swelling of which gland causes Goitre?*

- a. Liver b. Pancreas c. Thyroid Gland

6. *Identify X, Y and Z using the given clues.*

X: a non-communicable disease caused due to deficiency of iron

Y: a communicable disease caused by the bite of female Anopheles mosquito

Z: a communicable disease caused by rat fleas

- a. X – Plague Y – Anaemia Z – Malaria
b. X – Anaemia Y – Malaria Z – Plague
c. X – Anaemia Y – Dengue Z – Plague

IV. Name the deficiency disease from the symptoms mentioned below.

1. Swelling and bleeding of gums – _____
2. The person can't see in dim light. – _____
3. The blood carried less oxygen in the body resulting in pale face and tiredness. - _____

V. Name the diseases prevented by administering the following vaccines:

a) **MMR vaccine:** _____

b) **DPT vaccine:** _____